

# Bowl History

<p><b>California (Pac-10) 37</b> <b>Iowa (Big Ten) 3</b> <b>Friday, December 31, 1993</b> <b>Builders Square Alamo Bowl</b></p> <p><b>Team Payout:</b> \$1,441,030 combined <b>Attendance:</b> 45,716 <b>TV Rating:</b> 2.4 <b>Offensive MVP:</b> Dave Barr, QB, California <b>Defensive MVP:</b> Jerrott Willard, LB, California <b>Head Coaches:</b> Keith Gilbertson (Cal) Hayden Fry (Iowa) <b>Final Records:</b> Cal (9-4); Iowa (6-6)</p>	<p><b>#24 Washington State (Pac-10) 10</b> <b>Baylor (SWC) 3</b> <b>Saturday, December 31, 1994</b> <b>Builders Square Alamo Bowl</b></p> <p><b>Team Payout:</b> \$1,500,000 combined <b>Attendance:</b> 44,106 <b>TV Rating:</b> 3.8 <b>Offensive MVP:</b> Chad Davis, QB Washington State <b>Defensive MVP:</b> Ron Childs, LB, Washington State <b>Head Coaches:</b> Mike Price (Washington St.) Chuck Reedy (Baylor) <b>Final Records:</b> Washington State (8-4) Baylor (7-5)</p>	<p><b>#19 Texas A&amp;M (Big 12) 22</b> <b>#14 Michigan (Big Ten) 20</b> <b>Thursday, December 28, 1995</b> <b>Builders Square Alamo Bowl</b></p> <p><b>Team Payout:</b> \$2,546,650 combined <b>Attendance:</b> 64,597 <b>TV Rating:</b> 6.3 <b>Offensive MVP:</b> Kyle Bryant, PK, Texas A&amp;M <b>Defensive MVP:</b> Keith Mitchell, LB Texas A&amp;M <b>Head Coaches:</b> R.C. Slocum (Texas A&amp;M) Lloyd Carr (Michigan) <b>Final Records:</b> Texas A&amp;M (9-3); Mich. (9-4)</p>
<p><b>#21 Iowa (Big Ten) 27</b> <b>Texas Tech (Big 12) 0</b> <b>Sunday, December 26, 1996</b> <b>Builders Square Alamo Bowl</b></p> <p><b>Team Payout:</b> \$2,260,864 combined <b>Attendance:</b> 55,677 <b>TV Rating:</b> 3.8 <b>Offensive MVP:</b> Sedrick Shaw, RB, Iowa <b>Defensive MVP:</b> Jared DeVries, DE, Iowa <b>Head Coaches:</b> Hayden Fry (Iowa) Spike Dykes (Texas Tech) <b>Final Records:</b> Iowa (9-3); Texas Tech (7-5)</p>	<p><b>#16 Purdue (Big Ten) 33</b> <b>#24 Oklahoma State (Big 12) 20</b> <b>Tuesday, December 30, 1997</b> <b>Builders Square Alamo Bowl</b></p> <p><b>Team Payout:</b> \$2,282,560 combined <b>Attendance:</b> 55,552 <b>TV Rating:</b> 3.9 <b>Offensive MVP:</b> Billy Dicken, QB, Purdue <b>Defensive MVP:</b> Adrian Beasley, SS, Purdue <b>Head Coaches:</b> Joe Tiller (Purdue) Bob Simmons (OSU) <b>Final Records:</b> Purdue (9-3) Oklahoma State (8-4)</p>	<p><b>Purdue (Big Ten) 37</b> <b>#4 Kansas State (Big 12) 34</b> <b>Tuesday, December 29, 1998</b> <b>Builders Square Alamo Bowl</b></p> <p><b>Team Payout:</b> \$2,483,402 combined <b>Attendance:</b> 60,780 <b>TV Rating:</b> 4.9 <b>Offensive MVP:</b> Drew Brees, QB, Purdue <b>Defensive MVP:</b> Rosevelt Colvin, DE, Purdue <b>Head Coaches:</b> Joe Tiller (Purdue) Bill Snyder (Kansas State) <b>Final Records:</b> Purdue (9-4) Kansas State (11-2)</p>
<p><b>#13 Penn State (Big Ten) 24*</b> <b>#18 Texas A&amp;M (Big 12) 0</b> <b>Tuesday, December 28, 1999</b> <b>Sylvania Alamo Bowl</b></p> <p><b>Team Payout:</b> \$2,956,650 combined <b>Attendance:</b> 65,380 <b>TV Rating:</b> 5.2 <b>Offensive MVP:</b> Rashard Casey, QB, Penn St. <b>Defensive MVP:</b> LaVar Arrington, LB, Penn St. <b>Head Coaches:</b> Joe Paterno (Penn State) R.C. Slocum (Texas A&amp;M) <b>Final Records:</b> Penn State (10-3); A&amp;M (8-4) <small>*Penn State later vacated due to NCAA penalties</small></p>	<p><b>#3 Nebraska (Big 12) 66</b> <b>#19 Northwestern (Big Ten) 17</b> <b>Saturday, December 30, 2000</b> <b>Sylvania Alamo Bowl</b></p> <p><b>Team Payout:</b> \$2,856,844 combined <b>Attendance:</b> 60,028 <b>TV Rating:</b> 3.8 <b>Offensive MVP:</b> Dan Alexander, RB, Nebraska <b>Defensive MVP:</b> Kyle Vanden Bosch, DE, Nebraska <b>Head Coaches:</b> Frank Solich (Nebraska) Randy Walker (Northwestern) <b>Final Records:</b> Nebraska (10-2)</p>	<p><b>Iowa (Big Ten) 19</b> <b>Texas Tech (Big 12) 16</b> <b>Saturday, December 29, 2001</b> <b>Sylvania Alamo Bowl</b></p> <p><b>Team Payout:</b> \$3,110,248 combined <b>Attendance:</b> 65,232 <b>TV Rating:</b> 3.8 <b>Offensive MVP:</b> Aaron Greving, RB, Iowa <b>Defensive MVP:</b> Derrick Pickens, DL, Iowa <b>Head Coaches:</b> Kirk Ferentz (Iowa) Mike Leach (Texas Tech) <b>Final Records:</b> Iowa (7-5); Texas Tech (7-5)</p>
<p><b>Wisconsin (Big Ten) 31</b> <b>#14 Colorado (Big 12) 28 (OT)</b> <b>Saturday, December 28, 2002</b> <b>Alamo Bowl presented by MasterCard</b></p> <p><b>Team Payout:</b> \$2,700,000 combined <b>Attendance:</b> 50,690 <b>TV Rating:</b> 4.4 <b>Offensive MVP:</b> Brooks Bollinger, QB Wisc. <b>Defensive MVP:</b> Jeff Mack, LB, Wisconsin <b>Head Coaches:</b> Barry Alvarez (Wisconsin) Gary Barnett (Colorado) <b>Final Records:</b> Wisc. (9-5); Colo. (8-6)</p>	<p><b>#21 Nebraska (Big 12) 17</b> <b>Michigan State (Big Ten) 3</b> <b>Monday, December 29, 2003</b> <b>MasterCard Alamo Bowl</b></p> <p><b>Team Payout:</b> \$2,900,000 combined <b>Attendance:</b> 56,229 <b>TV Rating:</b> 4.2 <b>Offensive MVP:</b> Jammal Lord, QB, Nebraska <b>Defensive MVP:</b> Trevor Johnson, DE, Neb. <b>Head Coaches:</b> Bo Pelini (Nebraska) John L. Smith (Michigan St) <b>Final Records:</b> Nebraska (10-3) Michigan State (8-5)</p>	<p><b>#24 Ohio State (Big Ten) 33</b> <b>Oklahoma State (Big 12) 7</b> <b>Wednesday, December 29, 2004</b> <b>MasterCard Alamo Bowl</b></p> <p><b>Team Payout:</b> \$3,300,000 combined <b>Attendance:</b> 65,265 <b>TV Rating:</b> 4.3 <b>Offensive MVP:</b> Ted Ginn, WR, Ohio State <b>Defensive MVP:</b> Simon Fraser, DE, Ohio State <b>Head Coaches:</b> Jim Tressel (Ohio State) Les Miles (Oklahoma State) <b>Final Records:</b> Ohio State (8-4) Oklahoma State (7-5)</p>

# Bowl History

**Nebraska (Big 12) 32**  
**#20 Michigan (Big Ten) 23**  
**Wednesday, December 28, 2005**  
**MasterCard Alamo Bowl**

**Team Payout:** \$3,300,000 combined  
**Attendance:** 62,016  
**TV Rating:** 5.4\*  
**Offensive MVP:** Cory Ross, RB, Nebraska  
**Defensive MVP:** Leon Hall, CB, Michigan  
**Head Coaches:** Bill Callahan (Nebraska)  
 Lloyd Carr (Michigan)  
**Final Records:** Nebraska (8-4)  
 Michigan (7-5)

**#13 Texas (Big 12) 26**  
**Iowa (Big Ten) 24**  
**Saturday, December 30, 2006**  
**Alamo Bowl**

**Team Payout:** \$4,450,000 combined  
**Attendance:** 65,875  
**TV Rating:** 6.0  
**Offensive MVP:** Colt McCoy, QB, Texas  
**Defensive MVP:** Aaron Ross, DB, Texas  
**Head Coaches:** Mack Brown (Texas)  
 Kirk Ferentz (Iowa)  
**Final Records:** Texas (10-3); Iowa (6-7)

**Penn State (Big Ten) 24\***  
**Texas A&M (Big 12) 17**  
**Saturday, December 29, 2007**  
**Valero Alamo Bowl**

**Team Payout:** \$3,850,000 combined  
**Attendance:** 66,166  
**TV Rating:** 2.7  
**Offensive MVP:** Rodney Kinlaw, RB, Penn St.  
**Defensive MVP:** Sean Lee, LB, Penn State  
**Head Coaches:** Joe Paterno (Penn State)  
 Gary Darnell (Texas A&M)  
**Final Records:** Penn State (9-4)  
 Texas A&M (7-6)

\*Penn State later vacated due to NCAA penalties

**#23 Missouri (Big 12) 30**  
**#20 Northwestern (Big Ten) 23 (OT)**  
**Monday, December 29, 2008**  
**Valero Alamo Bowl**

**Team Payout:** \$3,850,000 combined  
**Attendance:** 55,986  
**TV Rating:** 4.6  
**Offensive MVP:** Jeremy Maclin, WR, Missouri  
**Defensive MVP:** Sean Weatherspoon, LB,  
 Missouri  
**Head Coaches:** Gary Pinkel (Missouri)  
 Pat Fitzgerald (Northwestern)  
**Final Records:** Missouri (9-4)

**Texas Tech (Big 12) 41**  
**Michigan State (Big Ten) 31**  
**Saturday, January 2, 2010**  
**Valero Alamo Bowl**

**Team Payout:** \$4,450,000 combined  
**Attendance:** 64,757  
**TV Rating:** 5.61  
**Offensive MVP:** Taylor Potts, QB, Texas Tech  
**Defensive MVP:** Jamar Wall, DB, Texas Tech  
**Head Coaches:** Ruffin McNeil (Texas Tech)  
 Mark Dantonio (Michigan St)  
**Final Records:** Tech (8-4); Michigan St. (6-7)

**#14 Oklahoma State (Big 12) 36**  
**Arizona (Pac-10) 10**  
**Wednesday, December 29, 2010**  
**Valero Alamo Bowl**

**Team Payout:** \$6,000,000 combined  
**Attendance:** 57,595  
**TV Rating:** 3.3  
**Offensive MVP:** Justin Blackmon, WR, OSU  
**Defensive MVP:** Markelle Martin, DB, OSU  
**Head Coaches:** Mike Gundy (Oklahoma St)  
 Mike Stoops (Arizona)  
**Final Records:** Oklahoma State (11-2)  
 Arizona (7-6)

**#12 Baylor (Big 12) 67**  
**Washington (Pac-12) 56**  
**Thursday, December 29, 2011**  
**Valero Alamo Bowl**

**Team Payout:** \$6,250,000 combined  
**Attendance:** 65,256  
**TV Rating:** 5.1  
**Offensive MVP:** Terrance Ganaway, RB,  
 Baylor  
**Defensive MVP:** Elliott Coffey, LB, Baylor  
**Head Coaches:** Art Briles (Baylor)  
 Steve Sarkisian (Washington)  
**Final Records:** Baylor (10-3); Wash. (7-6)

**#23 Texas (Big 12) 31**  
**#13 Oregon State (Pac-12) 27**  
**Saturday, December 29, 2012**  
**Valero Alamo Bowl**



**Team Payout:** \$6,350,000 combined  
**Attendance:** 65,277  
**TV Rating:** 4.8  
**Offensive MVP:** Marquise Goodwin, WR,  
 Texas  
**Defensive MVP:** Alex Okafor, DE, Texas  
**Head Coaches:** Mack Brown (Texas)  
 Mike Riley (Oregon State)  
**Final Records:** Texas (9-4); Or. State (9-4)



Washington QB Keith Price broke the Valero Alamo Bowl record with seven total touchdowns, finishing with four passing and three rushing. The previous record was four total touchdowns, held by Chad Henne in 2005 and Eric Crouch in 2000. He threw for 438 yards in the game, which is the second-most in Huskies history.

# Past Bowl Game Recaps

## BUILDERS SQUARE ALAMO BOWL December 31, 1993

	California	37
	Iowa	3

The inaugural Builders Square Alamo Bowl featured the University of Iowa of the Big Ten Conference against the University of California of the Pacific-10 Conference on December 31, 1993. Electricity filled the air as 45,716 fans gathered to kick off the New Year with a San Antonio-style football fiesta.



Cal ran up 445 yards of total offense compared to Iowa's 90. Barr, the game's Offensive MVP, completed 21 of 28 passes for 266 yards and fired three touchdown passes as the Bears won their third bowl game in three tries since 1990. With the win, the Golden Bears finished their season at 9-4 and ranked No. 24 in the country after opening the year at 5-0. The Hawkeyes finished the season at 6-6.

The bowl crowd of 45,716 boosted the Alamodome's total attendance for 1993 over the 1 million mark. The win marked California's 20th victory in 23 games over non-conference opponents from 1989-93.

### SCORING SUMMARY

California	6	17	7	7	--	37
Iowa	0	0	3	0	--	3

#### First Quarter

CAL: Brien, 37-yd FG  
CAL: Brien, 20-yd FG

#### Second Quarter

CAL: Brien, 30-yd FG  
CAL: Caldwell, 6-yd pass from Barr (Brien kick)  
CAL: Willard, 61-yd interception return (Brien kick)

#### Third Quarter

IOWA: Hurley, 42-yd FG  
CAL: Uqaezuoke, 34-yd pass from Barr (Brien kick)

#### Fourth Quarter

CAL: Remington, 12-yd pass from Barr (Brien kick)

### TEAM STATS

Category	California	Iowa
First Downs	28	5
Net Yards Rushing/Att.	179/55	20/21
Net Yards Passing	266	70
Comp-Att-Int	21-28-0	6-17-1
Total Offense Plays	83	38
Total Net Yards	445	90
Avg. Gain Per Play	5.4	2.4
Possession Time	43:14	16:46
Third-Down Conversions	8/15 (53%)	1/10 (10%)

### INDIVIDUAL STATS

#### Rushing (Att-Yds)

CAL - Chapman 24-89; Edwards 6-42; Rutherford 10-40; Semien 1-20; Tavake 4-18; Smith 3-13  
IOWA - Kahl 5-27; King 5-19; Shaw 4-14



#### Passing (Comp-Att-Int, Yds)

CAL - Barr 21-28-0, 266  
IOWA - Burmeister 6-17-1, 70

#### Receiving (Rec-Yds)

CAL - Caldwell 5-80; Uwaezuoke 2-55; Chapman 5-50; Holly 3-21; Semien 2-23; Remington 1-12; Tavake 1-9  
IOWA - Jasper 4-55; Dean 2-15

## BUILDERS SQUARE ALAMO BOWL December 31, 1994

	#24 Washington State	10
	Baylor	3

The second annual Builders Square Alamo Bowl was a defensive battle between the Pac-10's Washington State Cougars and the Southwest Conference's Baylor Bears.



With the nation's second-ranked defense, Washington State stifled the Baylor offense. The Cougars held Baylor, which set a school record with 359 points during the 1994 regular season, to just 151 yards of total offense. The Bears finished the game with the fewest points, fewest first downs and fewest rushing yards of the season. Not to be outdone, Baylor's physical defense also limited Washington State to just seven yards rushing.

Baylor had a chance to tie the game late, but their chances were crushed when Cougar safety Todd Jensen intercepted a pass in the end zone with 30 seconds remaining.

### SCORING SUMMARY

Washington State	7	3	0	0	--	10
Baylor	0	0	3	0	--	3

#### First Quarter

WSU: Hicks, 1-yd rush (Truant kick)

#### Second Quarter

WSU: Truant, 37-yd FG

#### Third Quarter

BAY: Van Dyke, 36-yd FG

### TEAM STATS

Category	Washington State	Baylor
First Downs	14	5
Net Yards Rushing/Att.	7/31	74/32
Net Yards Passing	286	77
Comp-Att-Int	27-35-0	8-23-2
Total Offense Plays	66	55
Total Net Yards	293	151
Avg. Gain Per Play	4.4	2.7
Possession Time	27:58	32:02
Third-Down Conversions	6/17 (35%)	3/15 (20%)

### INDIVIDUAL STATS

#### Rushing (Att-Yds)

WSU - Sparks 8-20; Hicks 10-12; Madu 4-5;  
BAY - Douglas 13-42; B. Lewis 9-34; Rubin 2-5;  
Muhammad 6-2

#### Passing (Comp-Att-Int, Yds)

WSU - Davis 27-35-0, 286  
BAY - Watson 8-22-2,77; Moore 0-1-0, 0


#### Receiving (Rec-Yds)

WSU - Carpenter 5-91; E. Moore 5-38; Dumas 5-26; Kennedy 4-62; Hicks 4-14; Thomas 2-30; Knuff 1-13; Adams 1-12  
BAY - Muhammed 2-34; Douglas 2-16; Bronson 2-15; Stanley 1-7; Rhynes 1-5;

## BUILDERS SQUARE ALAMO BOWL December 28, 1995

	#19 Texas A&M	22
	#14 Michigan	20

The Third Annual Builders Square Alamo Bowl was a game dominated by field goals. Texas A&M's Kyle Bryant, an unlikely hero prior to the game, kicked a record five field goals that gave the underdog and 19th-ranked Aggies a 22-20 victory over #14 Michigan.



But there was more to this game than field goals as A&M's "Wrecking Crew" defense, ranked No. 3 in the country, stopped the explosive Michigan offense. Heisman candidate Tim Biakabutuka entered the game averaging 143 yards per game, but was held to 94 yards. The Aggies also sacked Michigan quarterback Brian Griese three times.

The field goal battle ensued, with Texas A&M taking a 22-13 lead late in the fourth quarter after Bryant's connected on a 37-yarder. With just five seconds left in the game, Griese and Amani Toomer hooked up for a 44-yard TD pass that brought the game to a thrilling 22-20 finish.

### SCORING SUMMARY

Texas A&M	10	3	3	6	--	22
Michigan	7	3	3	7	--	20

#### First Quarter

A&M: Bernard, 9-yd rush (Bryant kick)  
MICH: Toomer, 41-yd pass from Griese (Hamilton kick)  
A&M: Bryant, 27-yd FG

#### Second Quarter

MICH: Hamilton, 28-yd FG  
A&M: Bryant, 49-yd FG

#### Third Quarter

A&M: Bryant, 47-yd FG  
MICH: Hamilton, 26-yd FG

#### Fourth Quarter

A&M: Bryant, 31-yd FG  
A&M: Bryant, 37-yd FG  
MICH: Toomer, 44-yd pass from Griese (Hamilton kick)

### TEAM STATS

Category	Texas A&M	Michigan
First Downs	17	19
Net Yards Rushing/Att.	130/38	129/45
Net Yards Passing	136	182
Comp-Att-Int	12-22-0	9-23-1
Total Offense Plays	67	61
Total Net Yards	266	311
Avg. Gain Per Play	4.0	5.1
Possession Time	31:07	28:53
Third-Down Conversions	3/14 (21%)	2/12 (17%)

### INDIVIDUAL STATS

#### Rushing (Att-Yds)

A&M - Parker 21-56; Hardeman 6-41; Bernard 15-40; Connell 1-7  
MICH - Biakabutuka 24-94; C. Williams 7-36; Hayes 1-17;

#### Passing (Comp-Att-Int, Yds)

A&M - Pullig 12-22-0, 136  
MICH - Griese 9-23-1, 182

#### Receiving (Rec-Yds)


A&M - Hardeman 3-41; Connell 3-36; Sanders 2-30; Parker 3-23; Spiller 1-6  
MICH - Toomer 5-135; Hayes 2-35; Riemersma 1-10; Biakabutuka 1-2;

# Past Bowl Game Recaps

## BUILDERS SQUARE ALAMO BOWL December 29, 1996

 #21 Iowa	27
 Texas Tech	0

The #21 Iowa Hawkeyes redeemed their 37-3 loss to California in the inaugural Builders Square Alamo Bowl in 1993 with a dominating 27-0 victory over Texas Tech in the Fourth Annual Builders Square Alamo Bowl. The second-largest crowd ever gathered for the Builders Square Alamo Bowl at the time (55,677) witnessed Iowa's domination as 12 bowl records were shattered or tied.



Tech's prolific run offense never got off the ground as Doak Walker Award winner Byron Hanspard was held to 64 yards rushing by the Hawkeyes after averaging more than 200 yards a game during the regular season, while Tech quarterback Zebbie Lethridge was sacked a bowl-record five times.

For his then-bowl record rushing total of 113 yards, Iowa running back Sedrick Shaw earned the Offensive MVP award. Hawkeye Jared DeVries had two sacks and won Defensive MVP honors.

### SCORING SUMMARY

Iowa	6	11	0	10	--	27
Texas Tech	0	0	0	0	--	0

#### First Quarter

IOWA: Sherman 1-yd run (conversion failed)

#### Second Quarter

IOWA: Shaw 20-yd run (Knipper reception for two-point conversion)

IOWA: Bromert 36-yd FG

#### Fourth Quarter

IOWA: Bromert 26-yd FG

IOWA: Filer 14-yd run (Bromert kick)

### TEAM STATS

Category	Iowa	Texas Tech
First Downs	23	13
Net Yards Rushing/Att.	217/52	61/31
Net Yards Passing	139	145
Comp-Att-Int	10-17-0	14-32-1
Total Offense Plays	69	63
Total Net Yards	356	206
Avg. Gain Per Play	5.2	3.3
Possession Time	34:56	25:04
Third-Down Conversions	5/13 (38%)	2/13 (15%)

### INDIVIDUAL STATS

#### Rushing (Att-Yds)

IOWA - Shaw 20-113; Filer 4-41; Banks 13-30; Granquist 4-25; Palmer 4-24; Burger 3-8; Sherman 4-24  
TECH - Hanspard 18-64; Jones 1-1; Lethridge 12-4;



#### Passing (Comp-Att-Int, Yds)

IOWA - Sherman 9-16-0, 126  
TECH - Lethridge 13-28-1, 139; Cavazos 1-4-0, 6;


#### Receiving (Rec-Yds)

IOWA - Dwight 6-105; Knipper 1-17; Willock 1-13; Gibson 1-3; Shaw 1-1  
TECH - Hart 4-46; McKenzie 3-38; Scovell 1-27; DuBuc 3-20; Spinks 1-10; Hanspard 2-4;

## BUILDERS SQUARE ALAMO BOWL December 30, 1997

 #16 Purdue	33
 #24 Oklahoma State	20

The Fifth Annual Builders Square Alamo Bowl had all the makings of a fight to the finish. No. 16 Purdue and No. 24 Oklahoma State shared many similarities. But in the end it was the No. 16 Purdue Boilermakers, by virtue of a 20-point third-quarter outburst, who walked away with the night's top prize, a 33-20 victory over No. 24 Oklahoma State Cowboys in front of a predominantly orange-clad crowd of 55,552.



The two teams started slow offensively heading into halftime with Purdue leading OSU 10-6. But Purdue quarterback Billy Dicken, the game's Offensive MVP after throwing for a then-bowl record 325 yards, got the Purdue offense on track in the third quarter, leading the Boilermakers on three touchdown drives to break the game open. Oklahoma State added a couple scores of their own, but they could not keep up with the Boilermakers scoring pace.

### SCORING SUMMARY

Purdue	7	3	20	3	--	33
Oklahoma State	3	3	7	7	--	20

#### First Quarter

OSU: Sydnes 34-yd FG

PUR: Alford 18-yd pass from Dicken (Ryan kick)

#### Second Quarter

OSU: Sydnes 22-yd FG

PUR: Ryan 42-yd FG

#### Third Quarter

PUR: Dicken 1-yd run (kick failed)

OSU: Fobbs 21-yd run (Sydnes kick)

PUR: Sutherland 16-yd run (Ryan kick)

PUR: Daniels 69-pass from Dicken (Ryan kick)

#### Fourth Quarter

PUR: Ryan 37-yd FG

OSU: McQuarters 17 pass from Lindsay (Sydnes)

### TEAM STATS

Category	Purdue	Oklahoma State
First Downs	20	24
Net Yards Rushing/Att.	129/28	162/37
Net Yards Passing	325	206
Comp-Att-Int	18-36-3	17-35-3
Total Offense Plays	64	72
Total Net Yards	454	368
Avg. Gain Per Play	7.1	5.1
Possession Time	25:35	34:25
Third-Down Conversions	6/11 (55%)	5/14 (36%)

### INDIVIDUAL STATS

#### Rushing (Att-Yds)

PUR - Dicken 8-43; Watson 13-4; Sutherland 2-38;

Haddad 3-9

OSU - Fobbs 11-82; Lindsay 12-61; Aikins 2-17; Simmons 10-11; Chaloupka 2-9

#### Passing (Comp-Att-Int, Yds)

PUR - Dicken 18-34-3, 325; Alford 0-1-0; Brees 0-1-0

OSU - Lindsay 9-18-2, 111; Chaloupka 8-17-1, 95


#### Receiving (Rec-Yds)

PUR - Watson 5-102; Alford 4-61; I. Jones 3-27; Blackman 2-33; Daniels 1-69; Tillman 1-13;  
OSU - McQuarters 4-43; G. Brown 4-52; Love 3-35; Steggs 2-30; Aikins 2-27; Fobbs 2-19

## BUILDERS SQUARE ALAMO BOWL December 29, 1998

 #4 Kansas State	34
 Purdue	37

The 1998 Builders Square Alamo Bowl was a tale of two teams. The Purdue Boilermakers were making their second straight appearance in San Antonio and very happy to be doing so, while the No. 4 Kansas State Wildcats had anticipated playing for a national championship before losing in the Big 12 Championship. The end result was the best game in the Alamo Bowl's six-year history as Purdue edged Kansas State 37-34!



The Boilermakers, behind the arm of Offensive MVP Drew Brees, drove 80 yards in 54 seconds, culminating with Brees' game-winning, 24-yard touchdown pass to Issac Jones with 30 seconds.

The upset victory over the Wildcats vaulted 9-4 Purdue to No. 23 in the final Top 25 polls. The loss dropped Kansas State to 11-2 on the season and a final ranking of No. 9. At No. 4, Kansas State was the highest ranked team to ever play in the Alamo Bowl.

### SCORING SUMMARY

Kansas State	0	7	6	21	--	34
Purdue	0	17	10	10	--	37

#### Second Quarter

PUR: Daniels 5-yd pass from Brees (Dorsch kick)

PUR: Dorsch 25-yd FG

KSU: McDonald 1-yd pass from Bishop (Gramatica kick)

PUR: Jones 30-yd pass from Brees (Dorsch kick)

#### Third Quarter

KSU: Havick fumble recovery (kick failed)

PUR: Hugent fumble recovery (Dorsch kick)

PUR: Dorsch 26-yd FG

#### Fourth Quarter

KSU: Allen 3-yd run (Gramatica kick)

PUR: Dorsch 37-yd FG

KSU: McDonald 88-yd pass from Bishop (Gramatica kick)

KSU: Swift 2-yd pass from Bishop (Gramatica kick)

PUR: Jones 24-yd pass from Brees (Dorsch kick)

### TEAM STATS

Category	Kansas State	Purdue
First Downs	12	19
Net Yards Rushing/Att.	126/43	5/24
Net Yards Passing	182	230
Comp-Att-Int	9-24-4	25-53-3
Total Offense Plays	67	49
Total Net Yards	306	235
Avg. Gain Per Play	4.6	4.8
Possession Time	31:02	28:58

### INDIVIDUAL STATS

#### Rushing (Att-Yds)

KSU - Allen 13-93; Hickson 7-36; Bishop 20-7; Goolsby 2-1

PUR - Crabtree 12-46; Brees 10-14

#### Passing (Comp-Att-Int, Yds)

KSU - Bishop 9-24-4, 182

PUR - Brees 25-53-3, 230

#### Receiving (Rec-Yds)

KSU - McDonald 5-124; Peries 1-52; Allen 1-3; Swift 1-2; Hickson 1-1;


PUR - I. Jones 11-98; Daniels 6-47; Sutherland 3-53 Lane 3-25; Stratton 1-12

# Past Bowl Game Recaps

## SYLVANIA ALAMO BOWL December 28, 1999

 <b>#13 Penn State*</b>	<b>24</b>
 <b>#18 Texas A&amp;M</b>	<b>0</b>

No. 13 Penn State used the spark from its strong defensive squad to defeat No. 18 Texas A&M 24-0 in the 1999 SYLVANIA Alamo Bowl. A then record crowd of 65,380 was on hand and another 6.4 million watched the two tradition rich programs square off on ESPN.



The Nittany Lion defense attacked early and often as quarterback A&M Randy McCown had his first two pass attempts intercepted, including a 34-yard return for the first score of the game by Penn State's Derek Fox.

All-American linebacker and Defensive MVP LaVar Arrington led the defensive charge for Penn State with an Alamo Bowl record 14 tackles. The defense led by future NFL veterans Arrington, defensive end Courtney Brown and linebacker Brandon Short pressured McCown into a throwing four interceptions. Brown and Arrington were selected with the No.1 and No. 2 spots in the 2000 NFL Draft respectively.

### SCORING SUMMARY

<b>Penn State</b>	7	7	0	10	--	24
<b>Texas A&amp;M</b>	0	0	0	0	--	0

#### First Quarter

PSU: Fox 34-yd INT return (Forney kick)

#### Second Quarter

PSU: Drummond 45-yd pass from Casey (Forney kick)

#### Fourth Quarter

PSU: Casey 4-yd run (Forney kick)  
PSU: Forney 39-yd FG

### TEAM STATS

Category	Penn State	Texas A&M
First Downs	17	16
Net Yards Rushing/Att.	175/39	80/39
Net Yards Passing	146	122
Comp-Att-Int	8-17-1	15-28-4
Total Offense Plays	56	67
Total Net Yards	321	202
Avg. Gain Per Play	5.7	3.0
Possession Time	29:23	30:37
Third-Down Conversions	4/12 (33%)	7/16 (44%)

### INDIVIDUAL STATS

#### Rushing (Att-Yds)

PSU - McCoo 6-43; Johnson 6-30; Casey 7-27; Mitchell 8-26; Watson 4-19; Fields 1-12; Luke 3-10; Easy 3-9  
A&M - Toombs 19-70; Hardeman 10-41

#### Passing (Comp-Att-Int, Yds)

PSU - Casey 8-16-1, 146;  
A&M - McCowan 13-22-4, 105; Farris 2-6-0, 17

#### Receiving (Rec-Yds)

PSU - Stewart 2-27; Fields 2-11; Drummond 1-45; Gilmore 1-34; Cerimele 1-16; McCoo 1-13;  
A&M - Taylor 6-38; Bumgardner 5-59; Toombs 2-7; Porter 1-13; Hodge 1-5

\*Note: Penn State later vacated this win due to NCAA penalties.


## SYLVANIA ALAMO BOWL December 30, 2000

 <b>#3 Nebraska</b>	<b>66</b>
 <b>#19 Northwestern</b>	<b>17</b>

On paper, the 2000 SYLVANIA Alamo Bowl was one of the most intriguing matchups of the bowl season as the power running of No. 8 Nebraska lined up against the high scoring spread offense of the Big Ten co-champion Northwestern Wildcats.

On the field, it was a different story as the Cornhuskers showed why they had the nation's best rushing offense overpowering Northwestern in a 66-17 victory.

Dan Alexander, who was selected as the Offensive MVP, set a bowl record with 240 yards rushing on just 20 carries. Eric Crouch, who won the Heisman Trophy the following season, finished the day with a bowl record four touchdowns (two rushing and two passing) and Husker place-kicker Josh Brown set a bowl record with nine PATs.



### SCORING SUMMARY

<b>Nebraska</b>	7	31	21	7	--	66
<b>Northwestern</b>	3	14	0	0	--	17

#### First Quarter

NEB: Alexander 15-yd run (Brown kick)  
NW: Long 44-yd FG

#### Second Quarter

NW: Johnson 10-yd pass from Kustok (Long kick)  
NEB: Crouch 50-yd run (Brown kick)  
NEB: Alexander 2-yd run (Brown kick)  
NEB: Buckhalter 2-yd run (Brown kick)  
NEB: Brown 51-yd FG  
NW: Anderson 69-yd run (Long kick)  
NEB: Newcombe 58-pass from Crouch (Brown kick)

#### Third Quarter

NEB: Davison 11-yd pass from Crouch (Brown kick)  
NEB: Crouch 2-yd run (Brown kick)  
NEB: Davison 69-yd pass from Newcombe (Brown kick)

#### Fourth Quarter

NEB: Diedrick 9-yd run (Brown kick)

### TEAM STATS

Category	Nebraska	Northwestern
First Downs	28	14
Net Yards Rushing/Att.	476/69	232/38
Net Yards Passing	160	151
Comp-Att-Int	6-14-1	17-43-1
Total Offense Plays	83	81
Total Net Yards	636	383
Avg. Gain Per Play	7.6	4.7
Possession Time	33:37	26:23

### INDIVIDUAL STATS

#### Rushing (Att-Yds)

NU - Alexander 20-240, Crouch 15-118, Buckhalter 12-58, Diedrick 4-28, Davies 3-17, Lord 4-16; W. Miller 3-10  
NW - Anderson 18-158; Kustok 14-83; Simmons 2-14; Lawrence 3-13; Danielson 1-1

#### Passing (Comp-Att-Int, Yds)

NU - Crouch 5-13-1, 91; Newcombe 1-1-0, 69  
NW - Kustok 15-35-0, 138; Danielson 2-8-1, 13

#### Receiving (Rec-Yds)

NU - Davison 3-85; Newcombe 1-58; Bowling 1-9; Hassebroek 1-8  
NW - Johnson 4-53; Anderson 4-12; Simmons 3-24; Foster 2-41; Patrick 2-6; Schweighardt 1-9; Wright 1-6

## SYLVANIA ALAMO BOWL December 29, 2001

 <b>Iowa</b>	<b>19</b>
 <b>Texas Tech</b>	<b>16</b>

The 2001 SYLVANIA Alamo Bowl featured a battle between the Big Ten's top scoring offense and the Big 12's top passing attack. But defense and special teams proved to be the deciding factor as Iowa edged Texas Tech 19-16 in front of a sellout crowd.

The game went down to the final play as Iowa defensive back Bob Sanders intercepted a Kliff Kingsbury pass in the end zone to preserve the Hawkeye victory. Kingsbury finished with 309 passing yards.

The game featured two unlikely Hawkeye heroes: placekicker Nate Kaeding and reserve running back Aaron Greving. Kaeding kicked four field goals, including a game-winning 47-yarder while Greving rushed for 115 yards and a touchdown to earn Offensive MVP honors.

Tech tied the game at 16 with a 37-yard field goal with 2:05 remaining after Coach Mike Leach opted not to go for a first down on a 4th-and-1 play. Iowa then drove down the field to set up Kaeding's game-winner with 44 seconds remaining.



### SCORING SUMMARY

<b>Iowa</b>	3	7	3	6	--	19
<b>Texas Tech</b>	0	3	7	6	--	16

#### First Quarter

IOWA: Kaeding 36-yd FG

#### Second Quarter

IOWA: Greving 1-yd run (Kaeding kick)  
TECH: Greathouse 50-yd FG

#### Third Quarter

TECH: Welker 20-yd pass from Kingsbury (Treece kick)  
IOWA: Kaeding 31-yd FG

#### Fourth Quarter

IOWA: Kaeding 46-yd FG  
TECH: Treece 23-yd FG  
TECH: Treece 37-yd FG  
IOWA: Kaeding 47-yd FG

### TEAM STATS

Category	Iowa	Texas Tech
First Downs	20	20
Net Yards Rushing/Att.	178/44	80/20
Net Yards Passing	161	309
Comp-Att-Int	19-26-0	29-49-3
Total Offense Plays	70	69
Total Net Yards	339	389
Avg. Gain Per Play	4.8	5.6
Possession Time	35:03	24:57
Third-Down Conversions	6/16 (27%)	6/14 (30%)

### INDIVIDUAL STATS

#### Rushing (Att-Yds)

IOWA - Greving 25-115; Allen 7-36; McCann 7-26; Hill 1-6; Betts 2-4  
TECH - Kingsbury 9-42; Williams 9-30; Francis 1-6; Welker 1-2

#### Passing (Comp-Att-Int, Yds)



IOWA - McCann 19-26-0-161  
TECH - Kingsbury 29-49-3-309

#### Receiving (Rec-Yds)

IOWA - Hill 6-49; Clark 4-30; Dodge 4-26; Allen 3-38; Betts 1-10; Jensen 1-8  
TECH - Peters 8-60; Glover 6-77; Welker 6-62; Francis 5-90; Williams 3-13; Roberts 1-7

# Past Bowl Game Recaps

## ALAMO BOWL PRESENTED BY MASTERCARD December 28, 2002

 <b>#14 Colorado</b>	<b>28</b>
 <b>Wisconsin</b>	<b>31 (OT)</b>

The 10th anniversary of the Alamo Bowl pitted two teams traditionally known for their ability to run the ball. In the end though, it was the kicking game that proved to be the deciding factor in Wisconsin's 31-28 overtime win against No. 14 Colorado.

Wisconsin kicker Mike Allen booted a 37-yard field goal in overtime to seal the win after Colorado kicker Pat Brougham missed a 45-yard attempt in the Buffaloes' overtime possession. The game marked the first overtime finish in Alamo Bowl history.

The victory for Wisconsin capped off a fourth-quarter comeback that saw the Badgers drive 80 yards, convert two fourth downs and find the end zone on a one-yard-run by quarterback Brooks Bollinger with 51 seconds remaining. Bollinger had 163 yards and two touchdowns passing and was named Offensive MVP.

### SCORING SUMMARY

<b>Colorado</b>	14	0	14	0	0	--	28
<b>Wisconsin</b>	7	14	0	7	3	--	31

#### First Quarter

COL: Strickland 91-yd INT return (Brougham kick)  
WIS: Davis 4-yd run (Allen kick)  
COL: Hackett 10-yd pass from Hodge (Brougham kick)

#### Second Quarter

WIS: Williams 10-yd pass from Bollinger (Allen kick)  
WIS: Charles 7-yd pass from Bollinger (Allen kick)

#### Third Quarter

COL: Brown 4-yd run (Brougham kick)  
COL: Hackett 11-yd pass from Colvin (Brougham kick)

#### Fourth Quarter

WIS: Bollinger 1-yd run (Allen kick)

#### Overtime

WIS: Allen 37-yd FG

### TEAM STATS

Category	Colorado	Wisconsin
First Downs	13	21
Net Yards Rushing/Att.	123/44	193/51
Net Yards Passing	77	163
Comp-Att-Int	9-18-3	12-24-1
Total Offense Plays	62	75
Total Net Yards	200	356
Avg. Gain Per Play	3.2	4.7
Possession Time	29:23	30:37
Third-Down Conversions	6/16 (27%)	5/14 (26%)

### INDIVIDUAL STATS

#### Rushing (Att-Yds)

COL - Brown 28-104; Calhoun 9-21; Colvin 3-10  
WIS - Davis 25-104; Bollinger 20-92; Smith 5-16

#### Passing (Comp-Att-Int, Yds)

COL - Hodge 6-13-1-62; Colvin 3-5-1-15  
WIS - Bollinger 12-24-2-163

#### Receiving (Rec-Yds)

COL - Hackett 3-30; Drumm 2-16; Monteilh 1-20; Donahoe 1-11  
WIS - Williams 5-83; Charles 5-67; Bernstein 1-9; Smith 1-4

## MASTERCARD ALAMO BOWL December 29, 2003

 <b>Michigan State</b>	<b>3</b>
 <b>#21 Nebraska</b>	<b>17</b>

What many anticipated to be an offensive clinic turned out to be a one-sided affair in the 2003 MasterCard Alamo Bowl as the Nebraska Cornhuskers shut down the Michigan State Spartans 17-3.

Cornhusker running back Cory Ross rushed for a career-high 138 yards and two touchdowns for Nebraska, which was playing in its NCAA-record 35th consecutive bowl game. As a team Nebraska tallied 229 rushing yards and outran MSU by a 12:1 ratio.

Husker quarterback Jammal Lord rushed for 79 yards, including a career-long 66-yard scamper that set up Ross' second score. But it was Lord's arm that surprised his critics as the senior passer threw for a career-best 180 yards and earned Offensive MVP honors.

Michigan State senior quarterback Jeff Smoker was limited to 156 yards passing and his final pass as a Spartan was intercepted by cornerback Fabian Washington with 1:08 remaining.

The Blackshirt defense of Nebraska did not disappoint the Husker faithful. Nebraska recorded three interceptions and five sacks, limiting the Spartans to 18 rushing yards and 174 total, more than 200 below its average.

### SCORING SUMMARY

<b>Michigan State</b>	3	0	0	0	--	3
<b>Nebraska</b>	3	14	0	0	--	17

#### First Quarter

NEB: Dyches 29-yd FG  
MSU: Rayner 46-yd FG

#### Second Quarter

NEB: Ross 3-yd run (Dyches kick)  
NEB: Ross 6-yd run (Dyches kick)

### TEAM STATS

Category	Michigan State	Nebraska
First Downs	13	20
Net Yards Rushing/Att.	18/23	229/54
Net Yards Passing	160	156
Comp-Att-Int	21-39-3	8-17-0
Total Offense Plays	62	71
Total Net Yards	174	389
Avg. Gain Per Play	2.8	5.5
Possession Time	29:31	30:29
Third-Down Conversions	3/14 (29%)	6/15 (29%)

### INDIVIDUAL STATS

#### Rushing (Att-Yds)

MSU - Dortch 9-31; Hayes 6-13  
NEB - Ross 37-138; Lord 10-79; Kriewald 2-10; Davies 2-4; Fluellen 1-3;

#### Passing (Comp-Att-Int, Yds)

MSU - Smoker 21-39-3, 156  
NEB - Lord 8-17-0, 160

#### Receiving (Rec-Yds)

MSU - Alexander 8-63; Brown 4-41; Shabaj 4-31; Scott 1-18; Knott 1-10; Kavanaght 1-8  
NEB - Fluellen 4-84; Pilkington 3-70; Keiser 1-6

## MASTERCARD ALAMO BOWL December 29, 2004

 <b>Oklahoma State</b>	<b>7</b>
 <b>#22 Ohio State</b>	<b>33</b>

With its second-string quarterback running the show, the Ohio State Buckeyes made winning look easy in the 2004 MasterCard Alamo Bowl beating Oklahoma State 33-7. Sophomore quarterback Justin Zwick, who replaced suspended Troy Smith, threw for 189 yards and a touchdown in the one-sided matchup.

True freshman wide receiver Ted Ginn Jr., now a receiver for the San Francisco 49ers, put on an offensive show, catching six passes for 78 yards including a 42-yard pickup on a screen pass from Zwick. Ginn also rushed for another 51 yards and a touchdown in the victory.

Mike Nugent, the senior kicker who received the Lou Groza award, made his own contribution in the win. Nugent kicked four field goals and became the all-time leading scorer for Ohio State.

Ginn earned Offensive MVP honors, while Defensive MVP honors went to Buckeye defensive end Simon Fraser.

### SCORING SUMMARY

<b>Oklahoma State</b>	0	0	0	7	--	7
<b>Ohio State</b>	13	10	7	3	--	33

#### First Quarter

OHST: Gonzalez 23-yd pass from Zwick (Nugent kick)  
OHST: Nugent 37-yd FG  
OHST: Nugent 35-yd FG

#### Second Quarter

OHST: Ross 1-yd run (Nugent kick)  
OHST: Nugent 41-yd FG

#### Third Quarter

OHST: Ginn, Jr. 5-yd run (Nugent kick)

#### Fourth Quarter

OHST: Nugent 36-yd FG  
OKST: Willis 4-yd run (Ricks kick)

### TEAM STATS

Category	Oklahoma State	Ohio State
First Downs	15	19
Net Yards Rushing/Att.	149/30	214/42
Net Yards Passing	137	189
Comp-Att-Int	15-35-1	17-27-0
Total Offense Plays	65	69
Total Net Yards	286	403
Avg. Gain Per Play	4.4	5.8
Possession Time	25:09	34:51
Third-Down Conversions	4/15 (22%)	7/15 (32%)

### INDIVIDUAL STATS

#### Rushing (Att-Yds)

OKST - Woods 12-72; Elliott 3-39; Morency 8-20; Willis 2-7  
OHST - Ross 12-99; Joe 13-57; Ginn Jr. 8-40; Hall 4-9

#### Passing (Comp-Att-Int, Yds)

OKST - Woods 15-34-0, 137  
OHST - Zwick 17-27-1, 189

#### Receiving (Rec-Yds)

OKST - Woods 4-40; Frazier 3-24; Bajema 2-29; Mack 1-19  
OHST - Ginn Jr 6-78; Holmes 5-47; Nicol 2-11; Gonzalez 1-23

# Past Bowl Game Recaps

## MASTERCARD ALAMO BOWL December 28, 2005

 #20 Michigan	28
 Nebraska	32

The No. 20 Michigan Wolverines nearly pulled off the improbable against the Nebraska Cornhuskers in the 2005 MasterCard Alamo Bowl.

Down by four with two seconds remaining, Michigan made a bid for one of the most exciting final plays in college bowl history. Michigan quarterback Chad

Henne completed a short pass that started a chain of eight laterals and a near miracle.

Coaches and players from both teams made their way onto the field mid-play thinking the game had ended as Michigan's Tyler Ecker caught the eighth lateral and scampered up the sideline toward the end zone.

Nebraska cornerback Titus Brothers never quit on the play and knocked Ecker out of bounds at the Nebraska 13-yard line to secure the Cornhuskers' 32-28 victory.

The national television broadcast of the 2005 MasterCard Alamo Bowl earned a 5.41 rating making it the most-watched college football game in ESPN history at the time.

### SCORING SUMMARY

Michigan	7	7	7	7	--	28
Nebraska	7	7	3	15	--	32

#### First Quarter

NEB: Nunn 52-yd pass from Taylor (Congdon kick)  
MICH: Ecker 13-yd pass from Henne (Rivas kick)

#### Second Quarter

MICH: Massey 16-yd pass from Henne (Rivas kick)  
NEB: Swift 14-yd pass from Taylor (Congdon kick)

#### Third Quarter

NEB: Congdon 20-yd FG  
MICH: Manningham 21-yd pass from Henne (Rivas kick)

#### Fourth Quarter

MICH: Henne 7-yd run (Rivas kick)  
NEB: Ross 31-yd run (Peterson pass from Taylor)  
NEB: Nunn 13-yd pass from Taylor (Congdon kick)

### TEAM STATS

Category	Michigan	Nebraska
First Downs	23	16
Net Yards Rushing/Att.	130/42	151/37
Net Yards Passing	270	167
Comp-Att-Int	21-43-1	14-31-2
Total Offense Plays	85	68
Total Net Yards	400	318
Avg. Gain Per Play	4.7	4.7
Possession Time	31:21	28:39
Third-Down Conversions	5/17 (29%)	4/16 (25%)

### INDIVIDUAL STATS

#### Rushing (Att-Yds)

MICH: Hart 19-74; Henne 13-38; Grady 5-17; Bass 3-4  
NEB: Ross 28-161; Lucky 1-3



#### Passing (Comp-Att-Int, Yds)

MICH: Henne 21-43-1, 270  
NEB: Taylor 14-32-2, 167

#### Receiving (Rec-Yds)

MICH: Avant 8-71; Manningham 3-28; Bass 3-24; Hart 2-35; Massey 2-18  
NEB: Nunn 4-91; Swift 3-31; Hardy 3-27; Ross 3-8

## ALAMO BOWL December 30, 2006

 #13 Texas	26
 Iowa	24

The Iowa Hawkeyes were unable to hold on to their 11-point lead at the half as the Texas Longhorns came from behind to win the 2006 Alamo Bowl 26-24.

Texas was the heavy favorite playing in their first Alamo Bowl in front of a then record crowd of 65,875 that was mostly a sea of burnt-orange.

Current NFL quarterback Colt McCoy, then a freshman, took Offensive MVP honors after throwing for 308 yards and two TD's, including a 72-yarder to Jamal Charles which finally put the Longhorns on top. Texas won its third straight bowl game and became the first team to win the Alamo Bowl after trailing at halftime.

The game earned a 6.0 rating which translates into 8.8 million viewers making it the #1 most-watched college football bowl game broadcast in ESPN history surpassing the 7.8 million viewers who saw last year's dramatic Nebraska vs. Michigan game.

### SCORING SUMMARY

Texas	3	7	10	6	--	26
Iowa	14	0	7	3	--	24

#### First Quarter

IOWA: Young 1-yd run (Schlicher kick)  
IOWA: Brodell 63-yd pass from Tate (Schlicher kick)  
UT: Bailey 27-yd FG

#### Second Quarter

UT: Sweed 20-yd pass from McCoy (Bailey kick)

#### Third Quarter

UT: Bailey 43-yd FG  
UT: Charles 72-yd pass from McCoy (Bailey kick)  
IOWA: Brodell 23-yd pass from Tate (Schlicher kick)

#### Fourth Quarter

UT: Young 2-yd run (conversion failed)  
IOWA: Schlicher 38-yd FG

### TEAM STATS

Category	Texas	Iowa
First Downs	17	17
Net Yards Rushing/Att.	70/21	89/34
Net Yards Passing	308	274
Comp-Att-Int	26-40-0	15-25-1
Total Offense Plays	61	59
Total Net Yards	378	363
Avg. Gain Per Play	6.2	6.2
Possession Time	29:04	30:56
Third-Down Conversions	6/15 (40%)	6/13 (46%)

### INDIVIDUAL STATS

#### Rushing (Att-Yds)

UT: Charles 4-26; Shipley 1-14; Young 12-11; Pittman 1-11; McCoy 2-3  
IOWA: Young 13-64; Sims 12-26; Tate 5-10; Christensen 2-1

#### Passing (Comp-Att-Int, Yds)

UT: McCoy 26-40-0, 308  
IOWA: Tate 15-25-1, 274

#### Receiving (Rec-Yds)

UT: Finley 8-46; Cosby 7-59; Sweed 3-70; Pittman 3-37; Young 2-3; Charles 1-72; Shipley 1-11; Jones 1-10  
IOWA: Brodell 6-159; Douglas 3-40; Chandler 2-36; Busch 1-19; Stross 1-13; Moeaki 1-8; Sims 1-2

## VALERO ALAMO BOWL December 29, 2007

 Penn State	24
 Texas A&M	17

A Penn State victory did not look likely with the Nittany Lions down by 14 points early in the in the 2007 Valero Alamo Bowl. Penn State battled to erase a two-touchdown deficit and defeated Texas A&M 24-17 in front of a Valero Alamo Bowl record crowd of 66,166.

Penn State scored 17 consecutive points in the second quarter before A&M's Matt Szymanski kicked a 38-yard field goal to tie the game at 17-17 late in the third quarter. The Nittany Lions took the lead for good with a TD run by Evan Royster and held off a fourth-and-goal attempt by Texas A&M late in the fourth quarter.

Penn State's Rodney Kinlaw won Offensive MVP honors after running for 143 yards on 21 carries and backup runner Royster finished with 65 on nine carries.

### SCORING SUMMARY

Penn State	0	17	7	0	--	24
Texas A&M	14	0	3	0	--	17

#### First Quarter

A&M: Goodson 1-yd run (Bean kick)  
A&M: Goodson 16-yd run (Szymanski kick)

#### Second Quarter

PSU: Butler 30-yd pass from Morelli (Kelly kick)  
PSU: Clark 11-yd run (Kelly kick)  
PSU: Kelly 25-yd FG

#### Third Quarter

A&M: Szymanski 38-yd FG  
PSU: Royster 38-yd run (Kelly kick)

### TEAM STATS

Category	Penn State	Texas A&M
First Downs	23	17
Net Yards Rushing/Att.	270/41	164/38
Net Yards Passing	143	164
Comp-Att-Int	15-31-1	19-31-1
Total Offense Plays	72	69
Total Net Yards	413	328
Avg. Gain Per Play	5.7	4.8
Possession Time	29:40	30:20
Third-Down Conversions	6/16 (46%)	6/16 (46%)

### INDIVIDUAL STATS

#### Rushing (Att-Yds)

PSU: Kinlaw 21-143; Royster 9-65; Clark 6-50; Williams 3-11; Morelli 1-1  
A&M: Goodson 14-65; McGee 8-41; Lane 10-34; Alexander 4-15; Smith 2-9

#### Passing (Comp-Att-Int, Yds)

PSU: Morelli: 15-31-1, 143  
A&M: McGee: 19-31-1, 164

#### Receiving (Rec-Yds)

PSU: Williams 5-39; Butler 4-59; Golden 2-32; Kinlaw 2-4; Quarless 1-5; Shipley 1-4  
A&M: Goodson 7-30; Bennett 4-46; Lane 3-33; Franks 2-19; Taylor 1-14; Shankle 1-14; Alexander 1-8


\*Note: Penn State later vacated this win due to NCAA penalties.

# Past Bowl Game Recaps

## VALERO ALAMO BOWL December 29, 2008

 #23 Missouri	30
 #20 Northwestern	23 (OT)

The 2008 Valero Alamo Bowl delivered on all counts: a thrilling game that took overtime to decide, a highly visible national television slot usually reserved for NFL "Monday Night Football" and enthusiastic crowd with many fans traveling far and wide to make it down to San Antonio for the game.



All-American receiver Jeremy Maclin electrified the crowd with a 75-yard punt return for a touchdown, the longest in Alamo Bowl history, late in the first half to tie the game. Maclin, who was named Offensive MVP, also came through in the clutch with a 7-yard touchdown reception from Chase Daniel on the opening possession of overtime.

Missouri's defense was able to hold on for the victory after knocking down a 32-yard desperation heave on the game's final play.

### SCORING SUMMARY

Missouri	0	10	10	3	7	--	30
Northwestern	7	3	13	0	0	--	23

#### First Quarter

NU: Peterman 35-yd pass from Bacher (Villarreal kick)

#### Second Quarter

MU: Wolfert 31-yd FG

NU: Villarreal 21-yd FG

MU: Maclin 75-yd punt return (Wolfert kick)

#### Third Quarter

NU: Ward 46-pass from Bacher (Villarreal kick)

MU: Alexander 11-yd pass from Daniel (Wolfert kick)

MU: Wolfert 43-yd FG

NU: Lane 23-yd pass from Bacher (Villarreal kick)

#### Fourth Quarter

MU: Wolfert 37-yd FG

#### Overtime

MU: Maclin 7-yd pass from Daniel (Wolfert kick)

### TEAM STATS

Category	Missouri	Northwestern
First Downs	21	21
Net Yards Rushing/Att.	111/30	72/40
Net Yards Passing	200	304
Comp-Att-Int	27-44-3	27-43-1
Total Offense Plays	74	83
Total Net Yards	311	376
Avg. Gain Per Play	4.2	4.5
Possession Time	24:40	34:20
Third-Down Conversions	7/16 (44%)	11/21 (52%)

### INDIVIDUAL STATS

#### Rushing (Att-Yds)

MU: Washington 15-44; Maclin 5-43; Daniel 9-29  
NU: Sutton 29-114

#### Passing (Comp-Att-Int, Yds)

MU: Daniel 27-44-3, 200  
NU: Bacher 27-43-1, 304

#### Receiving (Rec-Yds)

MU: Coffman 7-67; Maclin 7-39; Saunders 6-33; Alexander 3-29; Jackson 1-15; Jones 1-8  
NU: Ward 7-101; Peterman 7-83; Lane 5-77; Sutton 5-29; Brewer 3-14

## VALERO ALAMO BOWL January 2, 2010

 Michigan State	31
 Texas Tech	41

The 2010 Valero Alamo Bowl didn't disappoint as 64,757 fans packed the Alamodome for its sixth largest crowd in Alamo Bowl history and its third sellout in its last four bowl game.



Michigan State took a 28-27 lead into the fourth quarter, and appeared to get a break when Tech quarterback Taylor Potts left the game after injuring his non-throwing hand. He left with an Alamo Bowl-record 372 yards and two touchdowns.

With Tech down 31-27, QB Steven Sheffield marched the Red Raiders downfield in eight plays, the last an 11-yard touchdown pass to Detron Lewis taking the lead 34-31. Baron Batch tacked on a 25-yard touchdown run late in the game to seal the victory.

### SCORING SUMMARY

Michigan State	7	7	14	3	--	31
Texas Tech	7	13	7	14	--	41

#### First Quarter

TT: Batch 3-yd run (Williams kick)

MSU: Baker 46-yd run (Swenson kick)

#### Second Quarter

TT: Williams 21-yd FG

TT: Leong 2-yd pass from Potts (Williams kick)

MSU: Martin 48-yd pass from Cousins (Swenson kick)

TT: Williams 38-yd FG

#### Third Quarter

MSU: Nichol 7-yd run (Swenson kick)

TT: Franks 14-yd pass from Potts (Williams kick)

MSU: White 8-yd pass from Martin (Swenson kick)

#### Fourth Quarter

MSU: Swenson 44-yd FG

TT: Lewis 11-yd pass from Sheffield (Williams kick)

TT: Batch 13-yd run (Williams kick)

### TEAM STATS

Category	Michigan State	Texas Tech
First Downs	13	31
Net Yards Rushing/Att.	148/32	119/31
Net Yards Passing	248	460
Comp-Att-Int	16-30-2	38-54-1
Total Offense Plays	62	85
Total Net Yards	396	579
Avg. Gain Per Play	6.4	6.8
Possession Time	28:27	31:33
Third-Down Conversions	6/16 (40%)	8/17 (47%)

### INDIVIDUAL STATS

#### Rushing (Att-Yds)

MSU - Baker 12-97; Capler 11-25; Cousins 5-18; Nichol 1-7; Martin 2-3  
TT: Batch 22-100; Stephens 4-31; Jeffers 1-4



#### Passing (Comp-Att-Int, Yds)

MSU - Cousins 13-27-2, 220; Martin 2-2-0, 10; Bates 1-1-0, 18  
TT: Potts 29-43-1, 372; Sheffield 9-11-0, 88


#### Receiving (Rec-Yds)

MSU - White 6-114; Martin 4-86; Gantt 2-34; Nichol 2-11; Cousins 1-2; Baker 1-1  
TT: Lewis 10-114; Swindall 7-49; Batch 6-85; Zouzalik 3-75; Leong 3-58; Stephens 3-33; Franks 2-19; Torres 2-15; Jeffers 2-12

## VALERO ALAMO BOWL December 29, 2010

 #14 Oklahoma State	36
 Arizona	10

Before coming to San Antonio, Oklahoma State wide receiver Justin Blackmon had to make a stop in Florida to pick up the Biletnikoff Award as the best receiver in the country.



He then brought those award-winning skills to the Valero Alamo Bowl, finishing the year where he set three different single-season school records. Blackmon caught two touchdowns, including his 71-yard scamper that he savored as long as possible before scoring, as the Cowboys finished with their first 11-win season by claiming the 36-10 victory.

Oklahoma State, which led the nation in total offense, won its first bowl game in three tries and scored at least 33 points for the 11th time on the season.

Arizona finished the season 7-6 and became the Pac-10's first contestant in San Antonio since the conference was an original conference partner with the Alamo Bowl in 1993 and 1994.

### SCORING SUMMARY

Oklahoma State	17	6	10	3	--	36
Arizona	7	0	3	0	--	10

#### First Quarter

OSU: Smith 6-yd run (Bailey kick)

OSU: Blackmon 71-yd pass from Weeden (Bailey kick)

ARIZ: Criner 5-yd pass from Foles (Zendejas kick)

OSU: Bailey 40-yd kick

#### Second Quarter

OSU: Martin 62-yd INT return (Bailey kick failed)

#### Third Quarter

ARIZ: Zendejas 42-yd FG

OSU: Blackmon 3-yd pass from Weeden (Bailey kick)

OSU: Bailey 50-yd FG

#### Fourth Quarter

OSU: Bailey 44-yd FG

### TEAM STATS

Category	Oklahoma State	Arizona
First Downs	17	25
Net Yards Rushing/Att.	72/20	90/38
Net Yards Passing	240	280
Comp-Att-Int	25-41-0	32-50-3
Total Offense Plays	61	88
Total Net Yards	312	370
Avg. Gain Per Play	5.1	4.2
Possession Time	22:29	37:31
Third-Down Conversions	4/13 (31%)	9/21 (43%)

### INDIVIDUAL STATS

#### Rushing (Att-Yds)

OSU - Hunter 10-32; Smith 5-16; Cooper 1-15; Bowling 1-9; Randle 2-2  
ARIZ - Grigsby 16-59; Nwoku 11-36; Antolin 1-1; Criner 1-1

#### Passing (Comp-Att-Int, Yds)

OSU - Weeden 25-41-0, 240  
ARIZ - Foles 32-50-3, 280



#### Receiving (Rec-Yds)

OSU - Blackmon 9-117; Cooper 7-53; Bowling 3-35; Randle 2-28; Moore 2-13  
ARIZ: Criner 9-47; Douglas 6-91; Morrison 6-66; Grigsby 4-26; Roberts 2-19; Nwolu 2-11; Miller 2-5; Cobb 1-15




# Past Bowl Game Recaps

**VALERO ALAMO BOWL**  
December 29, 2011

 <b>Washington</b>	<b>56</b>
 <b>#12 Baylor</b>	<b>67</b>

No. 12 Baylor pulled out a thrilling Valero Alamo Bowl victory in the highest-scoring regulation game in bowl history in the 2011 Valero Alamo Bowl. The Bears defeated Washington 67-56 on December 29, 2011 at the Alamodome in front of a crowd of 65,256.



Baylor quarterback Robert Griffin III, the first reigning Heisman Trophy winner to appear in the Valero Alamo Bowl, threw for one touchdown and rushed for another, but he was shown up on this night by running back Terrance Ganaway who rushed for 200 yards and five touchdowns as he earned Offensive MVP honors for the game.

The game set various bowl records, including total points in regulation and total offense in a bowl game. Washington took the lead 56-53 with 9:40 to go on a Keith Price 8-yard touchdown run, but Ganaway was right there with Baylor's answer. His final two scores gave Baylor the final 67-56 margin.

## SCORING SUMMARY

Washington	7	28	14	7	--	56
Baylor	21	3	29	14	--	67

### First Quarter

BU: Wright 11-yd pass from Griffin III (Jones kick)  
WASH: Price 5-yd run (Folk kick)  
BU: Salubi 36-yd run (Jones kick)  
BU: Griffin III 24-yd run (Jones kick)

### Second Quarter

WASH: Johnson 12-yd pass from Price (Folk kick)  
WASH: Aguilar 1-yd pass from Price (Folk kick)  
WASH: Price 15-yd run (Folk kick)  
WASH: Polk 56-yd run (Folk kick)  
BU: Jones 42-yd FG

### Third Quarter

WASH: Kearse 80-yd pass from Price (Folk kick)  
BU: Salubi 7-yd run (Jones kick)  
BU: Ganaway 89-yd run (Monk pass from Griffin III)  
WASH: Aguilar 13-yd pass from Price (Folk kick)  
BU: Ganaway 1-yd run (Jones kick)  
BU: Ganaway 1-yd run (Jones kick)

### Fourth Quarter

WASH: Price 8-yd run (Folk kick)  
BU: Ganaway 4-yd run (Jones kick)  
BU: Ganaway 43-yd run (Jones kick)

## TEAM STATS

Category	Washington	Baylor
First Downs	26	33
Net Yards Rushing/Att.	182/37	482/52
Net Yards Passing	438	295
Comp-Att-Int	23-37-0	24-33-0
Total Offense Plays	74	85
Total Net Yards	620	777
Avg. Gain Per Play	8.4	9.1
Possession Time	31:50	28:10

## INDIVIDUAL STATS

### Rushing (Att-Yds)

WASH - Polk 30-147; Price 5-39; Callier 2-(-4)  
BU - Ganaway 21-200; Reese 2-101; Salubi 5-101; Griffin III 18-55; Wright 4-28

### Passing (Comp-Att-Int, Yds)

WASH - Price 23-37-0, 438  
BU - Griffin III 24-33-0, 295

### Receiving (Rec-Yds)

WASH - Kearse 5-198; Aguilar 5-90; Seferian-Jenkins 5-59; Williams 3-19; Johnson 2-36; Polk 2-8; Callier 1-28  
BU - Wright 7-91; Williams 6-62; Reese 5-66; Sampson 3-25; Norwood 1-23; Monk 1-15; Salubi 1-13

Leading up to the 2011 Valero Alamo Bowl, it was widely assumed that Baylor and Washington would use their wide-open offensive attacks to put plenty of points on the scoreboard in one of the more exciting games of the bowl season. Even for a game billed as such, the 2011 Valero Alamo Bowl surpassed expectations as Baylor outlasted the Huskies 67-56 in the highest-scoring regulation bowl game in college football history.



Heisman Trophy winner Robert Griffin III led his Baylor Bear team to a record-setting 67-56 victory over Washington in the 2011 Valero Alamo Bowl. Griffin is the only reigning Heisman winner to appear in the bowl game.

## 2011 Valero Alamo Bowl Records

- Most points (game): 67, Baylor
- Most points (half): 43, Baylor (2nd half)
- Most combined points: 123
- Most yards total offense, team: 777, Baylor\*
- Most yards total offense, combined: 1,397\*
- Highest average yards per play: 9.1, Baylor
- Most yards rushing: 482, Baylor
- Most first downs: 33, Baylor\*
- Highest third-down efficiency: 56.3% (9-of-16), Washington
- Most rushing touchdowns: 5, Terrance Ganaway, Baylor
- Longest run: 89 yards, Terrance Ganaway
- Most touchdowns (Rushing & Passing): 7 (4 passing, 3 rushing), Keith Price, Washington\*
- Most yards passing: 438, Keith Price, Washington
- Most touchdown passes: 4, Keith Price, Washington
- Most yards receiving: 198, Jermaine Kearse, Washington

\*NCAA Bowl Record




Washington quarterback Keith Price set three Valero Alamo Bowl records, including an NCAA Bowl record with 7 total touchdowns.

# Past Bowl Game Recaps

**VALERO ALAMO BOWL**  
December 29, 2012

	<b>#13 Oregon State</b>	<b>27</b>
	<b>#23 Texas</b>	<b>31</b>

Texas trailed Oregon State 27-17 before rallying back to win the game. Texas quarterback David Ash threw a 15-yard touchdown pass to Johnathan Gray to cut the lead to three and later threw a 36-yard TD pass to Marquise Goodwin to give the Longhorns the win.



Texas now has 28 comeback victories under Mack Brown, including 17 fourth quarter comebacks. The six largest comebacks in Texas history have been under Brown. Texas improved to 2-2 on the season in games when they trailed at halftime. The overall Valero Alamo Bowl record for teams leading at halftime now stands at 15-3.

## SCORING SUMMARY

Oregon State	10	10	7	0	--	27
Texas	3	7	7	14	--	31

### First Quarter

OSU: Romaine 42-yd FG  
TEX: Jordan 40-yd FG  
OSU: Woods 12-yd run (Romaine kick)

### Second Quarter

TEX: Goodwin 64-yd Run (Jordan Kick)  
OSU: Romaine 37-yd FG  
OSU: Ward 9-yd run (Romaine kick)

### Third Quarter

TEX: Ash 11-yd run  
OSU: Woods 2-yd run (Romaine kick)

### Fourth Quarter

TEX: Gray 15-yd pass from Ash (Jordan kick)  
TEX: Goodwin 36-yd pass from Ash (Jordan kick)

## TEAM STATS

Category	Oregon State	Texas
First Downs	16	21
Net Yards Rushing/Att.	117/31	103/42
Net Yards Passing	194	241
Comp-Att-Int	15-29-2	21-34-1
Total Offense Plays	71	65
Total Net Yards	297	358
Avg. Gain Per Play	4.18	5.5
Possession Time	30:58	29:02

## INDIVIDUAL STATS

### Rushing (Att-Yds)

OSU-Woods 21-118; Wheaton 4-26; Ward 6-25  
TEX- Goodwin 1-64; Ash 7-22; Gray 7-18; Brown 4-8

### Passing (Comp-Att-Int, Yds)

OSU - Vaz 15-28-2, 194  
TEX -Ash 21-33-1,241

### Receiving (Rec-Yds)

OSU - Hamlett 5-70; Wheaton 3-37; Cooks 3-31; Woods 1-22; Ward 1-19; Cummings 2-15  
TEX - Shipley 8-88; Goodwin 4-68; Davis 3-30; Gray 2-27; Brown 2-14; Monroe 1-9; Grant 1-5

The 2012 Valero Alamo Bowl was once again a back and forth, four quarter showdown, adding to the bowl's reputation for close games and exciting finishes. Texas trailed Oregon State 27-17 before rallying back to win the game. Texas quarterback David Ash threw touchdown passes to Johnathan Gray and Marquise Goodwin to give the Longhorns the win. Seven of the last eight Valero Alamo Bowls have been decided in the final two minutes.



Texas defensive end Alex Okafor eclipsed the Valero Alamo Bowl record for sacks in a game with 4.5 on his way to Defensive MVP honors. Oregon State RB Storm Woods captured the Fred Jacoby Sportsmanship award after rushing for 118 yards and two touchdowns.



Marquise Goodwin broke a 64 yard touchdown run early in the second quarter to tie the game up at 10. The Lubbock, Texas native would go on to score the deciding touchdown on a 36 yard pass from David Ash to capture the 31-27 victory over Oregon State.

# Valero Alamo Bowl Individual Records

## **MOST RUSHING ATTEMPTS**

37, Cory Ross, Nebraska (vs. Michigan State), 12/29/03  
30, Chris Polk, Washington (vs. Baylor), 12/29/11  
29, Tyrell Sutton, Northwestern (vs. Missouri), 12/29/08

## **MOST RUSHING YARDS**

240, Dan Alexander, Nebraska (vs. Northwestern), 12/30/00  
200, Terrance Ganaway, Baylor (vs. Washington), 12/29/11

## **MOST YARDS PER CARRY**

12.0, Dan Alexander, Nebraska (vs. Northwestern), 12/30/00  
9.5, Terrance Ganaway, Baylor (vs. Washington), 12/29/11

## **MOST RUSHING TOUCHDOWNS**

5, Terrance Ganaway, Baylor (vs. Washington), 12/29/11  
3, Keith Price, Washington (vs. Baylor), 12/29/11

## **LONGEST RUN**

89, (TD), Terrence Ganaway, Baylor (vs. Washington), 12/29/11  
78, Tevin Reese, Baylor (vs. Washington), 12/29/11  
69, (TD), Damien Anderson, Northwestern (vs. Nebraska), 12/30/00

## **MOST TOUCHDOWNS (RUSHING & PASSING)**

7, (4 passing, 3 rushing), Keith Price, Washington (vs. Baylor), 12/29/11\*  
5, (5 rushing), Terrance Ganaway, Baylor (vs. Washington), 12/29/11  
4, (2 passing, 2 rushing), Eric Crouch, Nebraska (vs. Michigan), 12/28/00  
4, (3 passing, 1 rushing), Chad Henne, Michigan (vs. Nebraska), 12/28/05

## **MOST PASS ATTEMPTS**

53, Drew Brees, Purdue (vs. Kansas State), 12/29/98  
50, Nick Foles, Arizona (vs. Oklahoma State), 12/29/10

## **MOST PASS COMPLETIONS**

32, Nick Foles, Arizona (vs. Oklahoma State), 12/29/10  
29, Kliff Kingsbury, Texas Tech (vs. Iowa), 12/29/01  
29, Taylor Potts, Texas Tech (vs. Michigan State), 1/2/10

## **MOST PASSING YARDS**

438, Keith Price, Washington (vs. Baylor), 12/29/11  
372, Taylor Potts, Texas Tech (vs. Michigan State), 1/2/10

## **MOST TOUCHDOWN PASSES**

4, Keith Price, Washington (vs. Baylor), 12/29/11  
3, Dave Barr, California (vs. Iowa), 12/31/93  
3, Michael Bishop, Kansas State (vs. Purdue), 12/29/98  
3, Chad Henne, Michigan (vs. Nebraska), 12/28/05  
3, Zac Taylor, Nebraska (vs. Michigan), 12/28/05  
3, C.J. Bacher, Northwestern (vs. Missouri), 12/29/08

## **HIGHEST COMPLETION PERCENTAGE**

77.1 (27-35), Chad Davis, Wash. St. (vs. Baylor), 12/31/94  
75.0 (21-28), Dave Barr, California (vs. Iowa), 12/31/93  
72.7 (24-33), Robert Griffin III, Baylor (vs. Washington), 12/29/11

## **MOST PASSES INTERCEPTED**

4, Michael Bishop, Kansas State (vs. Purdue), 12/29/98  
4, Randy McCown, Texas A&M (vs. Penn State), 12/28/99

## **LONGEST TOUCHDOWN PASS**

88, Darnell McDonald, Kansas State (vs. Purdue), 12/29/98  
80, Jermaine Kearse, Washington (vs. Baylor), 12/29/11  
71, Justin Blackmon, Oklahoma State (vs. Arizona), 12/29/10

## **MOST RECEPTIONS**

11, Isaac Jones, Purdue (vs. Kansas State), 12/29/98  
10, Detron Lewis, Texas Tech (vs. Michigan State), 1/2/10  
9, Justin Blackmon, Oklahoma State (vs. Arizona), 12/29/10  
9, Juron Criner, Arizona (vs. Oklahoma State), 12/29/10

## **MOST RECEIVING YARDS**

198, Jermaine Kearse, Washington (vs. Baylor), 12/29/11  
159, Andy Brodell, Iowa (vs. Texas), 12/30/06

## **MOST RECEIVING TOUCHDOWNS**

2, Amani Toomer, Michigan (vs. Texas A&M), 12/28/95  
2, Isaac Jones, Purdue (vs. Kansas State), 12/29/98  
2, Darnell McDonald, Kansas State (vs. Purdue), 12/29/98  
2, Matt Davison, Nebraska (vs. Northwestern), 12/30/00  
2, D.J. Hackett, Colorado (vs. Wisconsin), 12/28/02  
2, Terrence Nunn, Nebraska (vs. Michigan), 12/28/05  
2, Andy Brodell, Iowa (vs. Texas), 12/30/06  
2, Justin Blackmon, Oklahoma State (vs. Arizona), 12/29/10  
2, Devin Aguilar, Washington (vs. Baylor) 12/29/11

## **LONGEST FIELD GOAL**

51, Josh Brown, Nebraska (vs. Northwestern), 21/30/00  
50, (Two Players Tied)

## **MOST FIELD GOALS**

5, Kyle Bryant, Texas A&M (vs. Michigan), 12/28/95\*  
4, (Two Players Tied)

## **MOST EXTRA POINTS**

9, Josh Brown, Nebraska (vs. Northwestern), 12/30/00  
8, Aaron Jones, Baylor (vs. Washington), 12/29/11  
8, Erik Polk, Washington (vs. Baylor), 12/29/11

## **MOST KICKOFF RETURN YARDS**

179, Travis Cobb, Arizona (vs. Oklahoma State), 12/29/10  
149, Keshawn Martin, Michigan State (vs. Texas Tech), 1/2/10

## **LONGEST KICKOFF RETURN**

69, Steve Breaston, Michigan (vs. Nebraska), 12/28/05  
64, Travis Cobb, Arizona (vs. Oklahoma State), 12/29/10

## **LONGEST PUNT RETURN**

75, Jeremy Maclin, Missouri (vs. Northwestern), 12/29/08  
46, Kasen Williams, Washington (vs. Baylor), 12/29/11

## **LONGEST PUNT**

67, Justin Brantly, Texas A&M (vs. Penn State), 12/29/07  
62, Cole Farden, Oklahoma State (vs. Ohio State), 12/29/04

## **MOST ALL-PURPOSE YARDS**

240, Dan Alexander, Nebraska (vs. Northwestern), 12/30/00  
224, Steve Breaston, Michigan (vs. Nebraska), 12/28/05  
200, Terrance Ganaway, Baylor (vs. Washington), 12/29/11

## **MOST INTERCEPTIONS**

2, Adrian Beasley, Purdue (vs. Oklahoma State), 12/30/97  
2, Billy Gustin, Purdue (vs. Kansas State), 12/29/98  
2, Derek Fox, Penn State (vs. Texas A&M), 12/28/99  
2, Leon Hall, Michigan (vs. Nebraska), 12/28/05

## **LONGEST INTERCEPTION RETURN**

91 (TD), Don Strickland, Colorado (vs. Wisconsin), 12/28/02  
62 (TD), Markelle Martin, Oklahoma State (vs. Arizona), 12/29/10

## **MOST TACKLES**

17, Sean Weatherspoon, Missouri (vs. Northwestern), 12/29/08  
15, Elliot Coffey, Baylor (vs. Washington), 12/29/11  
15, Cort Dennison, Washington (vs. Baylor), 12/29/11  
15, Sean Parker, Washington (vs. Baylor), 12/29/11  
14, Napoleon Harris, Northwestern (vs. Nebraska), 12/30/00  
14, LaVar Arrington, Penn State (vs. Texas A&M), 12/28/99

## **MOST SACKS**

4.5, Alex Okafor, Texas (vs. Oregon State) 12/29/12  
3.5, Chike Okafor, Purdue (vs. Kansas State), 12/29/98  
3, Josh Shirley, Washington (vs. Baylor), 12/29/11

\*NCAA Bowl Record

# Valero Alamo Bowl Team Records

## **MOST POINTS - GAME**

67, Baylor (vs. Washington), 12/29/11  
66, Nebraska (vs. Northwestern), 12/30/00

## **MOST POINTS - HALF**

43, Baylor (2nd half vs. Washington) 12/29/11  
38, Nebraska (1st half vs. Northwestern), 12/30/00

## **MOST POINTS - QUARTER**

31, Nebraska (2nd quarter vs. Northwestern), 12/30/00  
29, Baylor (3rd quarter vs. Washington), 12/29/11

## **MOST COMBINED POINTS - GAME**

123, Baylor (67) vs. Washington (56), 12/29/11\*  
83, Nebraska (66) vs. Northwestern (17), 12/30/00

## **MOST COMBINED POINTS - HALF**

64, Baylor vs. Washington (2nd half), 12/29/11  
59, Baylor vs. Washington, (1st half), 12/29/11

## **MOST COMBINED POINTS - QUARTER**

45, Nebraska vs. Northwestern (2nd quarter), 12/30/00\*  
43, Baylor vs. Washington (3rd quarter), 12/29/11

## **MOST POINTS BY A LOSING TEAM**

56, Washington (vs. Baylor), 12/29/11  
34, Kansas St. (vs. Purdue), 12/29/98

## **FEWEST POINTS SCORED**

0, Texas A&M (vs. Penn State), 12/28/99  
0, Texas Tech (vs. Iowa), 12/29/96

## **MOST TOUCHDOWNS**

9, Baylor (vs. Washington) 12/29/11  
9, Nebraska (vs. Northwestern), 12/30/00

## **MOST FIELD GOALS MADE**

5, Texas A&M (vs. Michigan), 12/28/95\*  
4, Iowa (vs. Teas Tech), 12/29/01

## **MOST COMBINED FIELD GOALS MADE**

7, Iowa vs. Texas Tech, 12/29/01\*  
7, Texas A&M vs. Michigan, 12/28/95\*

## **MOST YARDS TOTAL OFFENSE - TEAM**

777, Baylor (vs. Washington), 12/29/11  
636, Nebraska (vs. Northwestern), 12/30/00

## **MOST YARDS TOTAL OFFENSE - COMBINED**

1,397, Baylor (777) vs. Washington (620), 12/29/11

## **MOST OFFENSIVE PLAYS**

85, Michigan (vs. Nebraska), 12/28/05  
85, Texas Tech (vs. Michigan State), 1/2/10  
85, Baylor (vs. Washington), 12/29/11

## **HIGHEST AVERAGE PER PLAY**

9.1, Baylor (vs. Washington), 12/29/11  
**8.4 Washington (vs. Baylor), 12/29/11**

## **MOST RUSHING ATTEMPTS**

69, Nebraska (vs. Northwestern), 12/30/00  
55, California (vs. Iowa), 12/31/93

## **MOST RUSHING YARDS**

482, Baylor (vs. Washington), 12/29/11  
476, Nebraska (vs. Northwestern), 12/30/00

## **HIGHEST AVERAGE PER RUSHING ATTEMPTS**

9.3, Baylor (vs. Washington), 12/29/11  
6.9, Nebraska (vs. Northwestern), 12/30/00

## **MOST PASS ATTEMPTS**

54, Texas Tech (vs. Michigan State), 1/2/10  
53, Purdue (vs. Kansas St.), 12/29/98

## **MOST PASS COMPLETIONS**

38, Texas Tech (vs. Michigan State), 1/2/10  
32, Arizona (vs. Oklahoma State), 12/29/10

## **MOST PASSING YARDS**

460, Texas Tech (vs. Michigan State), 1/2/10  
438, Washington (vs. Baylor), 12/29/11

## **HIGHEST PASS COMPLETION PERCENTAGE**

77.1, Washington St. (27-of-35 vs. Baylor), 12/31/94  
75.0, California (21-of-28 vs. Iowa), 12/31/93

## **MOST FIRST DOWNS - OVERALL**

33, Baylor (vs. Washington), 12/29/11  
31, Texas Tech (vs. Michigan State), 1/2/10

## **MOST FIRST DOWNS - RUSHING**

24, Nebraska (vs. Northwestern), 12/30/00  
18, Baylor (vs. Washington) 12/29/11

## **MOST FIRST DOWNS - PASSING**

20, Texas Tech (vs. Michigan State), 1/2/10  
15, Washington (vs. Baylor) 12/29/11

## **THIRD-DOWN EFFICIENCY**

56.3 (9-of-16), Washington (vs. Baylor), 12/29/11  
55.0 (6-of-11), Purdue (vs. Oklahoma State.), 12/30/97

## **MOST FUMBLES**

4, Michigan (vs. Nebraska), 12/28/05  
4, Texas A&M (vs. Penn State), 12/29/07

## **MOST FUMBLES LOST**

3, Kansas St. (vs. Purdue), 12/29/98  
3, Wisconsin (vs. Colorado), 12/28/02

## **MOST QB SACKS**

10, Texas (vs. Oregon State) 12/29/12  
5, Michigan (vs. Nebraska), 12/28/05  
5, Nebraska (vs. Michigan State), 12/29/03  
5, Purdue (vs. Kansas St.), 12/29/98  
5, Iowa (vs. California), 12/31/93

## **MOST PUNTS - GAME**

10, Northwestern (vs. Nebraska), 12/30/00

## **HIGHEST PUNTING AVERAGE**

52.0, Iowa (vs. Texas Tech) 12/29/96

## **MOST PUNTING YARDAGE**

412, Nebraska (vs. Michigan), 12/28/05  
357, Northwestern (vs. Nebraska), 12/30/00

## **MOST PENALTIES**

15, Washington St. (vs. Baylor), 12/31/94  
14, Kansas St. (vs. Purdue), 12/29/98

## **MOST PENALTY YARDS**

125, Kansas St. (vs. Purdue), 12/29/98  
110, (Two Teams Tied)

## **LONGEST TIME OF POSSESSION**

43:14, California (vs. Iowa), 12/31/93  
37:31, Arizona (vs. Oklahoma State), 12/29/10

## **LEAST TIME OF POSSESSION**

16:46, Iowa (vs. California), 12/31/93

\* NCAA Bowl Record

# All-Time Attendance and MVP's

## All-Time Attendance:

66,166.....	Valero Alamo Bowl, December 29, 2007 (Penn State vs. Texas A&M)
65,875.....	Alamo Bowl, December 30, 2006 (#18 Texas vs. Iowa)
65,380.....	SYLVANIA Alamo Bowl, Dec. 28, 1999 (#13 Penn State vs. #18 Texas A&M)
65,277.....	Valero Alamo Bowl, Dec. 29, 2012 (#13 Oregon State vs. #23 Texas)
65,265.....	MasterCard Alamo Bowl, Dec. 29, 2004 (#22 Ohio State vs. Oklahoma State)
65,256.....	Valero Alamo Bowl, Dec. 29, 2011 (Washington vs. #12 Baylor)
65,232.....	SYLVANIA Alamo Bowl, Dec. 29, 2001 (Texas Tech vs. Iowa)
64,757.....	Valero Alamo Bowl, Jan. 2, 2010 (Michigan State vs. Texas Tech)
64,597.....	Builders Square Alamo Bowl, Dec. 28, 1995 (#14 Michigan vs. #19 Texas A&M)
62,016.....	MasterCard Alamo Bowl, Dec. 28, 2005 (#20 Michigan vs. Nebraska)
60,780.....	Builders Square Alamo Bowl, Dec. 29, 1998 (#4 Kansas State vs. Purdue)
60,028.....	SYLVANIA Alamo Bowl, Dec. 30, 2000 (#8 Nebraska vs. #19 Northwestern)
57,595.....	Valero Alamo Bowl, Dec. 29, 2010 (Arizona vs. #14 Oklahoma State)
56,229.....	MasterCard Alamo Bowl, Dec. 29, 2003 (#21 Nebraska vs. Michigan State)
55,986.....	Valero Alamo Bowl, December 29, 2008 (#23 Missouri vs. #20 Northwestern)
55,677.....	Builders Square Alamo Bowl, Dec. 29, 1996 (Texas Tech vs. #21 Iowa)
55,552.....	Builders Square Alamo Bowl, Dec. 30, 1997 (#24 Oklahoma State vs. #16 Purdue)
50,690.....	Alamo Bowl presented by MasterCard, Dec. 28, 2002 (Wisconsin vs. #14 Colorado)
45,716.....	Builders Square Alamo Bowl, Dec. 31, 1993 (California vs. Iowa)
44,106.....	Builders Square Alamo Bowl, Dec. 31, 1994 (Washington State vs. Baylor)

## Most Valuable Players:

Year	Offense	Defense
2012.....	<b>MARQUISE GOODWIN</b> , WR, Texas .....	<b>ALEX OKAFOR</b> , DE, Texas
2011.....	<b>TERRANCE GANAWAY</b> , RB, Baylor .....	<b>ELLIOTT COFFEY</b> , LB, Baylor
Dec. 2010.....	<b>JUSTIN BLACKMON</b> , WR, Oklahoma State .....	<b>MARKELLE MARTIN</b> , DB, Oklahoma State
Jan. 2010.....	<b>TAYLOR POTTS</b> , QB, Texas Tech.....	<b>JAMAR WALL</b> , DB, Texas Tech
2008.....	<b>JEREMY MACLIN</b> , WR, Missouri .....	<b>SEAN WEATHERSPOON</b> , LB, Missouri
2007.....	<b>RODNEY KINLAW</b> , RB, Penn State .....	<b>SEAN LEE</b> , LB, Penn State
2006.....	<b>COLT MCCOY</b> , QB, Texas.....	<b>AARON ROSS</b> , DB, Texas
2005.....	<b>CORY ROSS</b> , RB, Nebraska .....	<b>LEON HALL</b> , CB, Michigan
2004.....	<b>TED GINN JR</b> , WR, Ohio State .....	<b>SIMON FRASER</b> , DL, Ohio State
2003.....	<b>JAMMAL LORD</b> , QB, Nebraska .....	<b>TREVOR JOHNSON</b> , DL, Nebraska
2002.....	<b>BROOKS BOLLINGER</b> , QB, Wisconsin .....	<b>JEFF MACK</b> , LB, Wisconsin
2001.....	<b>AARON GREVING</b> , RB, Iowa.....	<b>DERRICK PICKENS</b> , DL, Iowa
2000.....	<b>DAN ALEXANDER</b> , RB, Nebraska.....	<b>KYLE VANDEN BOSCH</b> , DL, Nebraska
1999.....	<b>RASHARD CASEY</b> , QB, Penn State .....	<b>LAVAR ARRINGTON</b> , LB, Penn State
1998.....	<b>DREW BREES</b> , QB, Purdue .....	<b>ROSEVELT COLVIN</b> , DL, Purdue
1997.....	<b>BILLY DICKEN</b> , QB, Purdue .....	<b>ADRIAN BEASLEY</b> , DB, Purdue
1996.....	<b>SEDRICK SHAW</b> , RB, Iowa .....	<b>JARED DEVRIES</b> , DL, Iowa
1995.....	<b>KYLE BRYANT</b> , PK, Texas A&M .....	<b>KEITH MITCHELL</b> , LB, Texas A&M
1994.....	<b>CHAD DAVIS</b> , QB, Washington State.....	<b>RON CHILDS</b> , LB, Washington State

# Bowl Awards and TV Ratings

## Fred Jacoby Sportsmanship Award:

2012.....	<b>STORM WOODS</b> Running Back, Oregon State
2011.....	<b>SENIO KELEMETE</b> , Offensive Line, Washington
Dec. 2010.....	<b>DAVID DOUGLAS</b> , Wide Receiver, Arizona
Jan. 2010.....	<b>ROSS WEAVER</b> , Defensive Back, Michigan State
2008.....	<b>RASHEED WARD</b> , Wide Receiver, Texas Tech
2007.....	<b>MARK DODGE</b> , Linebacker, Texas A&M
2006.....	<b>MIKE ELGIN</b> , Offensive Line, Iowa
2005.....	<b>STEVE BREASTON</b> , Wide Receiver, Michigan
2004.....	<b>DONOVAN WOODS</b> , Quarterback, Oklahoma State
2003.....	<b>JOE TATE</b> , Offensive Line, Michigan State
2002.....	<b>ZAC COLVIN</b> , Quarterback, Colorado
2001.....	<b>ANTON PAIGE</b> , Wide Receiver, Texas Tech
2000.....	<b>ZAK KUSTOK</b> , Quarterback, Northwestern
1999.....	<b>JASON WEBSTER</b> , Defensive Back, Texas A&M
1998.....	<b>JARROD COOPER</b> , Defensive Back, Kansas State
1997.....	<b>KEVIN WILLIAMS</b> , Defensive Back, Oklahoma State
1996.....	<b>SHANE DUNN</b> , Offensive Line, Texas Tech
1995.....	<b>JARRET IRONS</b> , Linebacker, Michigan
1994.....	<b>ADRIAN ROBINSON</b> , Defensive Back, Baylor
1993.....	<b>LARRY BLUE</b> , Defensive Line, Iowa

## All-Time Alamo Bowl TV Ratings:

6.3.....	<b>MICHIGAN vs TEXAS A&amp;M</b> , Builders Square Alamo Bowl, Dec. 28, 1995
6.0.....	<b>TEXAS vs IOWA</b> , Alamo Bowl, Dec. 30, 2006
5.6.....	<b>TEXAS TECH VS MICHIGAN STATE</b> , Valero Alamo Bowl, Jan. 2, 2010
5.4.....	<b>MICHIGAN VS NEBRASKA</b> , MasterCard Alamo Bowl, Dec. 28, 2005
5.2.....	<b>PENN STATE VS TEXAS A&amp;M</b> , SYLVANIA Alamo Bowl, Dec. 28, 1999
5.1.....	<b>WASHINGTON vs BAYLOR</b> , Valero Alamo Bowl, Dec. 29, 2011
4.9.....	<b>KANSAS STATE VS PURDUE</b> , Builders Square Alamo Bowl, Dec. 29, 1998
4.8.....	<b>TEXAS VS OREGON STATE</b> , Valero Alamo Bowl, Dec. 29, 2012
4.6.....	<b>MISSOURI VS NORTHWESTERN</b> , Valero Alamo Bowl, Dec. 29, 2008
4.4.....	<b>WISCONSIN vs COLORADO</b> , Alamo Bowl presented by MasterCard, Dec. 28, 2002
4.3.....	<b>OHIO STATE VS OKLAHOMA STATE</b> , MasterCard Alamo Bowl, Dec. 29, 2004
4.2.....	<b>NEBRASKA VS MICHIGAN STATE</b> , MasterCard Alamo Bowl, Dec. 29, 2003
3.9.....	<b>OKLAHOMA STATE VS PURDUE</b> , Builders Square Alamo Bowl, Dec. 30, 1997
3.8.....	<b>WASHINGTON STATE VS BAYLOR</b> , Builders Square Alamo Bowl, Dec. 31, 1994
3.8.....	<b>TEXAS TECH VS IOWA</b> , Builders Square Alamo Bowl, Dec. 29, 1996
3.8.....	<b>NEBRASKA VS NORTHWESTERN</b> , SYLVANIA Alamo Bowl, Dec. 30, 2000
3.8.....	<b>TEXAS TECH VS IOWA</b> , SYLVANIA Alamo Bowl, Dec. 29, 2001
3.3.....	<b>ARIZONA VS OKLAHOMA STATE</b> , Valero Alamo Bowl, Dec. 29, 2010
2.7.....	<b>PENN STATE VS TEXAS A&amp;M</b> , Valero Alamo Bowl, Dec. 29, 2007
2.4.....	<b>CALIFORNIA VS IOWA</b> , Builders Square Alamo Bowl, Dec. 31, 1993

Through 2012, the Valero Alamo Bowl has the #1, #2 and #6 most-watched non-BCS bowl games in ESPN history (household impressions).

- The January 2, 2010 (Texas Tech vs. Michigan State) broadcast delivered 5.6 million households.
- The December 30, 2006 (Texas vs. Iowa) game was viewed by the 5.5 million households.
- The December 29, 2011 (Washington vs. Baylor) was seen by 5.1 million households.
- The 1995 Alamo Bowl is the highest-rated ESPN non-BCS bowl games in history but only had 4.3 million viewers.

\*ESPN's increased distribution each year means the viewership per rating point also increases, which means the more recent games are seen by a higher number of households.